

ISOLI

KLUBB



SCA 20

CARRI SOCCORSO

VÉHICULES DE DÉPANNAGE

BREAKDOWN TRUCKS

ABSCHLEPPWAGEN

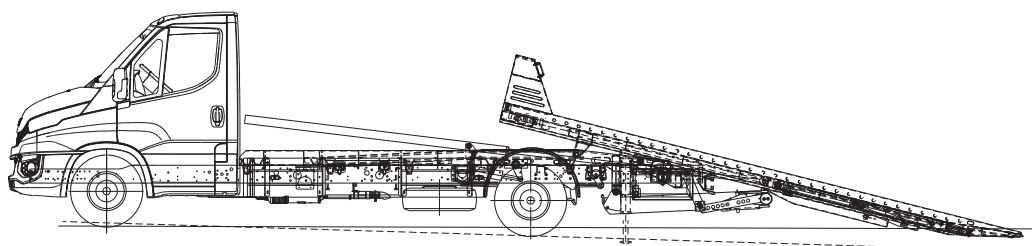
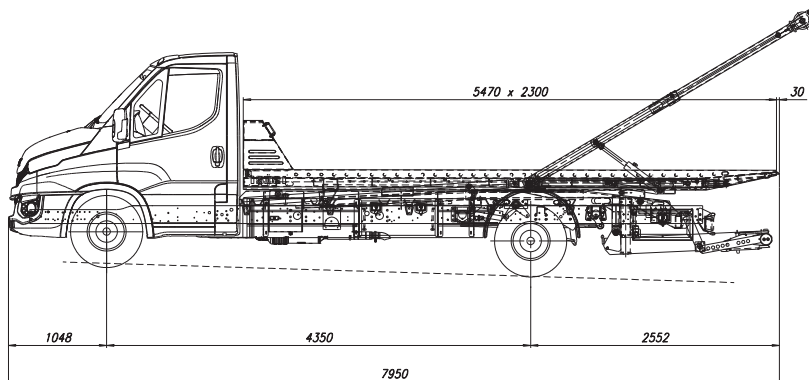
ISOLI@ISOLI.COM

WWW.ISOLI.COM

DIMENSIONI

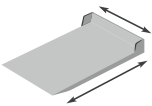
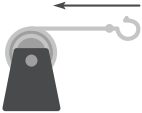

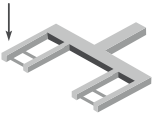


DIMENSIONS / OVERALL DIMENSION / GESAMTABMESSUNGEN [mm]

IVECO DAILY



CARATTERISTICHE TECNICHE

CARACTÉRISTIQUES TECHNIQUES / TECHNICAL FEATURES / TECHNISCHE EIGENSCHAFTEN

	Pianale <i>Plateau</i> <i>Flatbed</i> <i>Flachbett-Abmessungen</i>	5.470 x 2.300mm
	Tiro del verricello <i>Force de traction du treuil</i> <i>Winch pulling force</i> <i>Zugkraft der Winde</i>	3.600kg
	Portata del braccio sollevabile <i>Charge utile du bras de levage</i> <i>Lifting boom capacity</i> <i>Traglast der Hinterradgabel</i>	2.000kg
	Portata della forca <i>Charge utile de la fourche</i> <i>Fork capacity</i> <i>Traglast der Hinterradgabel</i>	2.000kg
	Comandi <i>Commandes</i> <i>Controls</i> <i>Steuerungen</i>	Remote control <i>Télécommande</i> <i>Fernbedienungen</i>
	Numero di stabilizzatori <i>Nombre de stabilisateurs</i> <i>Number of stabilisers</i> <i>Anzahl der Stabilisatoren</i>	2