



## PIATTAFORMA PER LAVORO AEREO AUTOCARRATA

TRUCK-MOUNTED AERIAL LIFT WORK PLATFORM

HUBARBEITSBÜHNE AUF LKW

NACELLE ÉLÉVATRICE ARTICULÉE

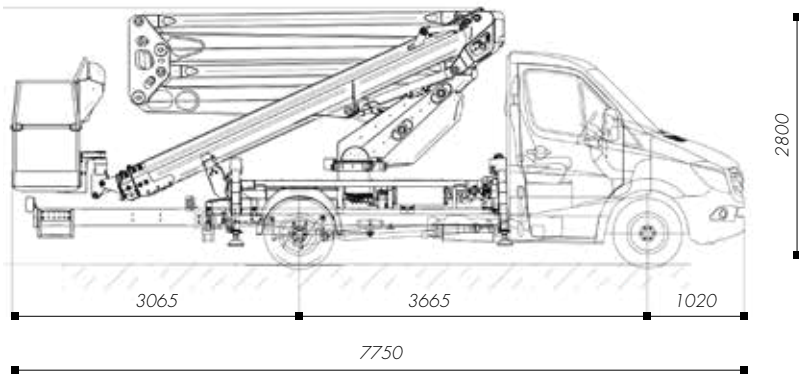


**PNT220NLX**

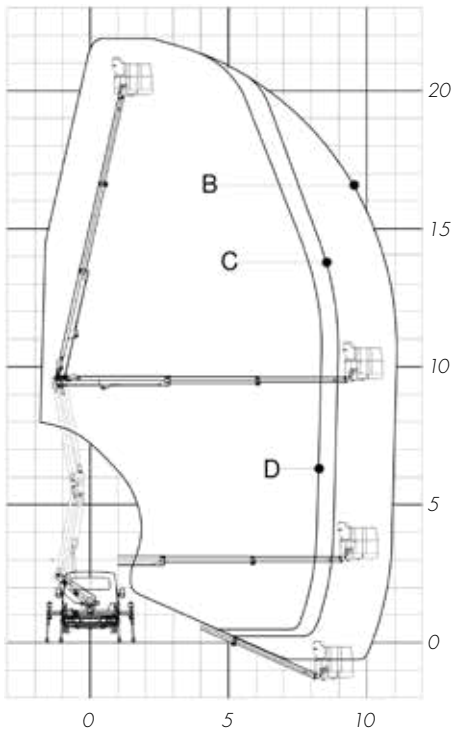
isoli@isoli.com | [www.isoli.com](http://www.isoli.com)



## DIMENSIONI / OVERALL DIMENSION / GESAMTABMESSUNGEN / DIMENSIONS [mm]



## DIAGRAMMA DI LAVORO / WORKING DIAGRAM / ARBEITSDIAGRAMM / SCHÉMA DE TRAVAIL [m]




A= 80kg

B= 120kg

C= 200kg

D= 250kg



## CARATTERISTICHE TECNICHE / TECHNICAL FEATURES / TECHNISCHE EIGENSCHAFTEN / DETAILS TECHNIQUES

	<b>Altezza max. di lavoro</b> Max. working height Max. Arbeitshöhe Hauteur travail	21,8 m
	<b>Sbraccio max. di lavoro</b> Max. working boom extension Max. Reichweite Portée à hauteur maximale	11,2 m
	<b>Portata</b> Capacity Traglast Charge utile	250 Kg
	<b>N. operatori</b> N. operators Anzahl Personen N. opérateurs	2
	<b>Altezza piano calpestio</b> Walk-on surface height Korbodenhöhe Hauteur plancher	19,90 m
	<b>Rotazione sovrastruttura</b> Upperstructure rotation Drehung Oberwagen Rotation tourelle	60°
	<b>Cesta</b> Basket Arbeitskorb Panier	Alluminio 1400x710x1115 mm Aluminium 1400x710x1115 mm Aluminium 1400x710x1115 mm Aluminium 1400x710x1115 mm
	<b>Rotazione cestello</b> Basket rotation Korrotation Rotation panier	90° dx/sx 90° R.-H./L.-H. 90° Rechts/Links 90° droite/gauche
	<b>Comandi</b> Controls Steuerungen Commandes	<b>Elettroidraulici</b> Electro-hydraulic with can bus control panel Elektrohydraulische CAN-Bus-Steuerungen Électrohydrauliques avec tableau de commande CAN-Bus
	<b>Stabilizzatori</b> Outriggers Abstützungen Stabilisation	H-H