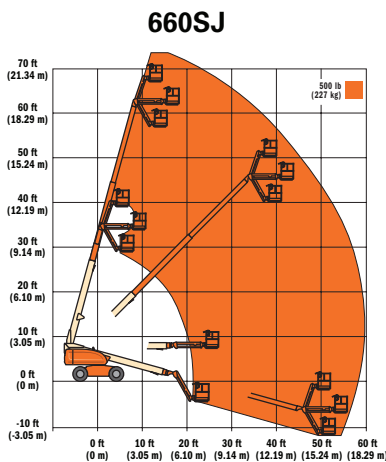
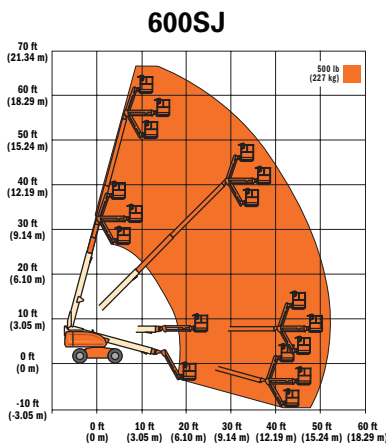
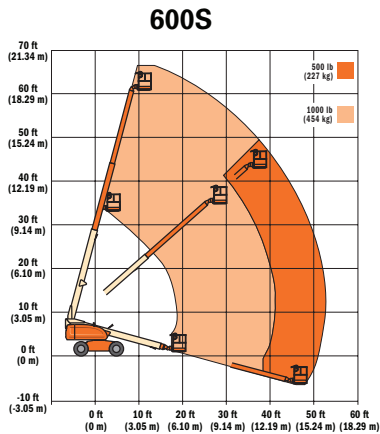


Model 600 Series

TELESCOPIC BOOM LIFTS

Specifications



Reach

Platform Height	60 ft 3 in. (18.36 m)
600S	60 ft 6 in. (18.44 m)
600SJ	66 ft 8 in. (20.32 m)
Horizontal Outreach	600S 49 ft 6 in. (15.09 m)
600SJ	50 ft 5 in. (15.37 m)
660SJ	56 ft 9 in. (17.3 m)
Swing	360° Continuous
Platform Capacity—Restricted (600S Only)	1,000 lb (454 kg)
Platform Capacity—Unrestricted	500 lb (227 kg)
Platform Rotator	600S 160° Hydraulic
600SJ & 660SJ	180° Hydraulic

Dimensions

A. Platform Size	36 x 96 in. (0.91 x 2.44 m)
B. Overall Width	7 ft 11.375 in. (2.41 m)
C. Tailswing (working condition)	3 ft 8.75 in. (1.14 m)
D. Stowed Height	8 ft 4.75 in. (2.55 m)
E. Stowed Length	600S 27 ft 11 in. (8.51 m)
600SJ	31 ft (9.45 m)
660SJ	33 ft 6 in. (10.21 m)
F. Wheelbase	8 ft 1.5 in. (2.47 m)
G. Ground Clearance (Axle)	9.625 in. (24.47 cm)
Weight ¹	600S 22,750 lb (10,319 kg)
600SJ	23,900 lb (10,841 kg)
660SJ	27,600 lb (12,519 kg)
Max. Ground Bearing Pressure	600S 67 psi (4.7 kg/cm ²)
600SJ	70 psi (4.9 kg/cm ²)
660SJ	75 psi (5.27 kg/cm ²)

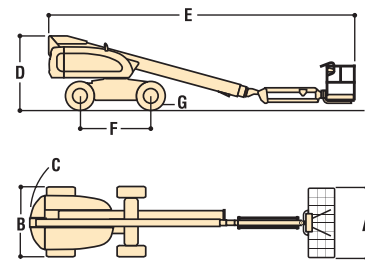
1. Certain options or country standards increase weight

Chassis

Drive Speed 2WD	4.25 mph (6.8 kmph)
Drive Speed 4WD	4.25 mph (6.8 kmph)
Gradeability 2WD	30%
Gradeability 4WD	45%
Tires	39 x 15-2.25 pneumatic Lug Tread
Axle Oscillation	8 in. (20 cm)
Turning Radius, (Inside/Outside)	2WS 7 ft 7.5 in./17 ft 6 in. (2.32 m/5.33 m)
4WS	4 ft 4.5 in./11 ft 6.5 in. (1.33 m/3.51 m)

Power Source

Dual Fuel Engine,	GM Vortec 3000 MPFI	82 hp (61 kW)
Diesel Engine,	Deutz D2011L04	49 hp (37 kW)
Diesel Engine,	Caterpillar 3044C	63.3 hp (47.2 kW)
Fuel Tank Capacity		40 gal (151 L)
Hydraulic Reservoir		32 gal (121 L)
Auxiliary Power		12V DC



The JLG "1 & 5" Warranty

JLG Industries, Inc. backs our products with our exclusive "1 & 5" Warranty. We provide coverage for one (1) full year, and cover all specified major structural components for five (5) years. These machines meet or exceed applicable OSHA Regulations in 29 CFR 1910.67, 29 CFR 1926.453, ANSI A92.5-2006 and CSA standard B354.4-02 as originally manufactured for intended applications. We reserve the right to make price, specification, and/or equipment changes without prior notification.



JLG Industries, Inc.

1 JLG Drive
McConnellsburg, PA 17233-9533
Telephone 717-485-5161
Toll-free in US 877-JLG-LIFT
Fax 717-485-6417
www.jlg.com

An Oshkosh Corporation Company

Form No.: SS-600S-0204-15M
Part No.: 3131028
R080908
Printed in USA